

The Westminster Series

Geometric
Porcelain
Floor Tiles
& Design Trims



H&E SMITH



Westminster Victorian Floor Tiles

A series of fine vitreous porcelain geometric floor tiles supplied individually or on ready; easy to install panels approximately 300x300mm. The field tiles, borders and corners are all mounted on a special glass fibre mesh backing with precise uniform joints of 4mm ensuring perfect alignment. This product is ideal for high traffic areas which require anti-slip floor tiles such as commercial kitchens, restaurants, shopping malls and bars.

All tiles from this range are produced by Topcer in Portugal. H&E Smith are an approved supplier of Topcer products and make all necessary arrangements to ensure delivery of your order. If you see something in this brochure and would like to know more or would like a quote, send an email to sales@hesmith.co.uk

Below are some commercial examples of how the tiles in this range have been used. Continue through the brochure to see additional designs and colours available.

Black & White Chequers



Heathrow Airport - Image supplied by Topcer

Richmond Design




The Signal Box London - Image supplied by Topcer

Octagon & Dot Design



Frühauf, Germany - Image supplied by Topcer

Guildford Design



Algarve Shopping- Image supplied by Topcer

Westminster Colours

Below are the tile colours available. They can be ordered as individual tiles in 96x96mm or 146x146mm, or they can be ordered as a mesh panel design which you will see examples of in this brochure. Design trims for plain tiles are also available (Pages 6-9).

Minimum order quantities may apply.



Beige




Black




Brick Red



Buff




Caramel



Coffee



Colbolt Blue



Dark Grey




Green




Light Blue




Light Green



Light Grey (Blue)



Light Grey




Medium Grey



Pink



Turquoise



White




Yellow Ochre


The above shades may vary depending on your device. For a true representation of colour, please order your free cut samples online via our website: **Click here**

Chequered tile panels provide a classic Victorian looking floor design. Stick with the traditional colours below, or choose tile colours from the previous page. For more intricate panel designs, continue through the brochure. (Please note custom designs may take longer to produce.)

CHEQUERS BLACK & WHITE




CHEQUERS BRICK RED & BUFF




Chequered designs come in a Type A and Type B. Ensure Type A and Type B tile panels are ordered in equal amounts in order to form the normal chequerboard effect. There is then a choice of Henley or Strand corners and borders offering alternate finishes to the edge.

Type B Panel- 300mm x 300mm



Black & White

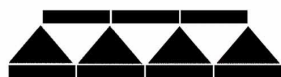
Type A Panel- 300mm x 300mm



138 x
121mm



420 x 121mm



Henley Corner and Border

237 x
190mm

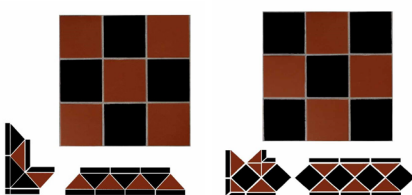


420 x 190mm

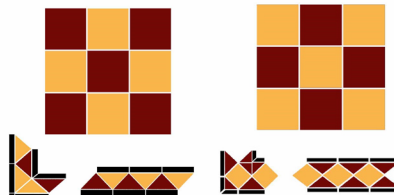


Strand Corner and Border

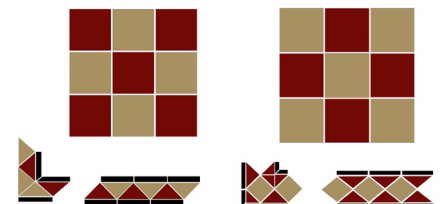
Black & Brick Red




Brick Red & Ochre Yellow



Brick Red & Buff



RICHMOND BLACK



BLACK



SHEET 300x300 mm

96x96
2TR 64x64
JOINT 4,0 (mm)

BLUE



SHEET 300x300 mm



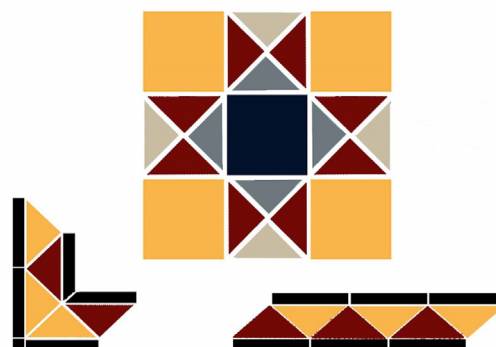
CORNER 164x304x120 mm




BORDER 422x120 mm



Other Mesh Panel Designs



GUILFORD



SHEET 294x294 mm

OCT 96x96
LOZENGE 96x44x52
DOT 29x29 (3D)


JOINT 4,0 (mm)




CORNER 166x166x147 mm



BORDER 422x147 mm



OCTAGON



SHEET 300x300 mm

OCT 96x96
DOT 29x29 (3D)

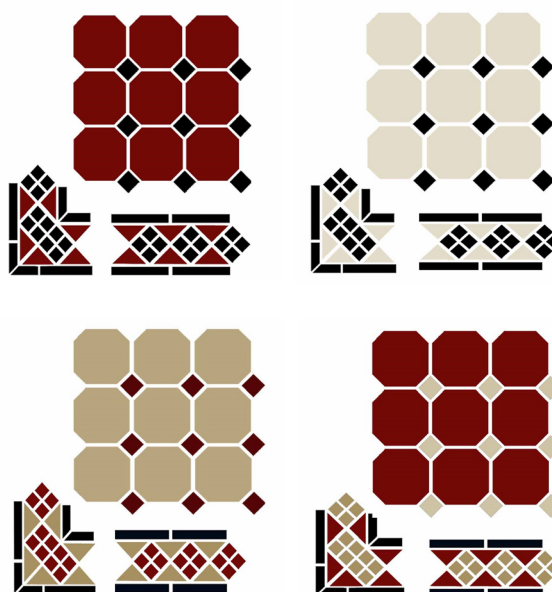
JOINT 4,0 (mm)



CORNER 216x216x151 mm





BORDER 281x151 mm



Westminster Design Trims

The following pages show what design trims are available for the plain tile shades. Please enquire which trim options and shades you are interested in so we can review availability.

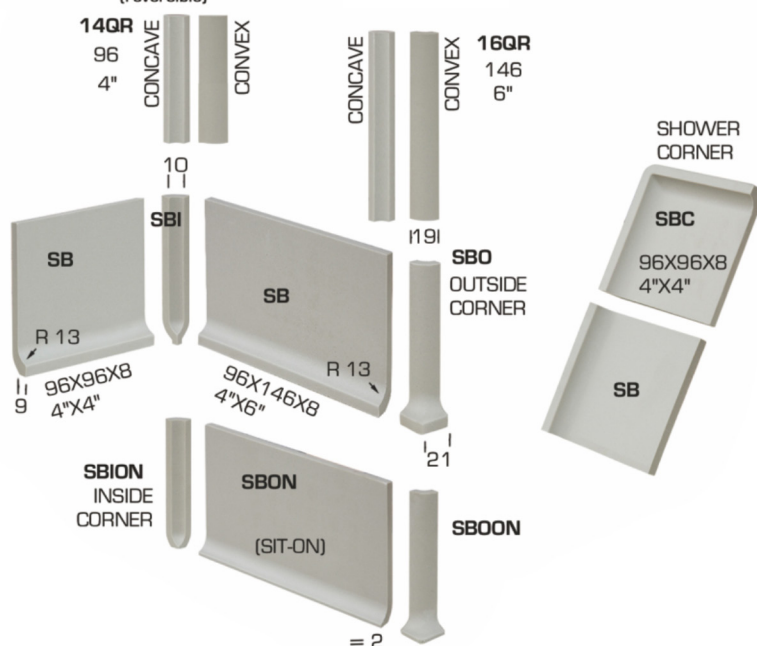


Enquire Here >

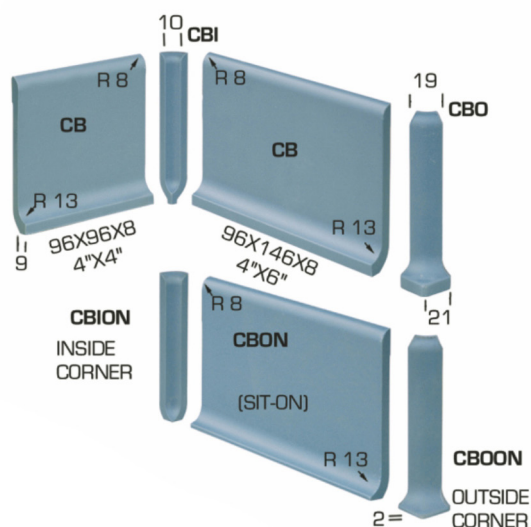
SANITARY COVE BASE

WALL ANGLES
(QUARTER ROUND)

(reversible)



COVE BASE



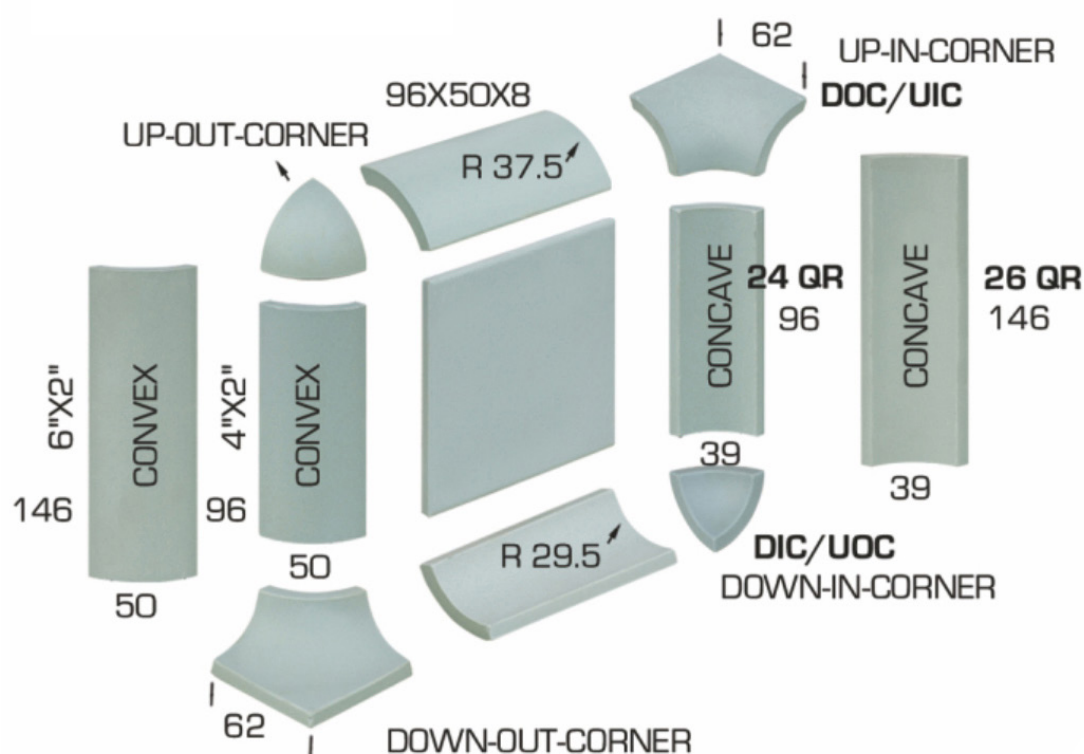
Westminster Design Trims




[Enquire Here >](#)

QUARTER ROUND


(reversible)



Westminster Design Trims




STAIR TREAD



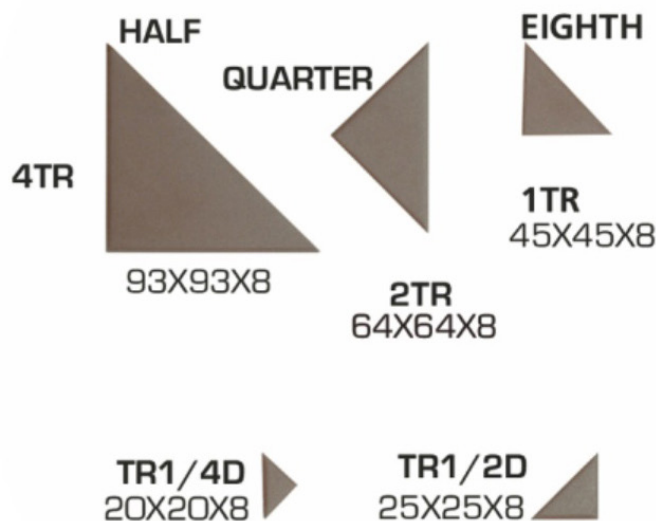
[Enquire Here >](#)

POOL EDGE 96X96X8



Westminster Design Trims

TRIANGLE



LOZENGE



SQUARE



STRIP 5STP




STRIP 6STP



DOT




AUSTRALIAN COVE





Enquire Here >

BULLNOSE



More Mesh Panel Designs

NEW YORK




SHEET 300x300 mm

96x96
4TR 93x93
JOINT 4,0 (mm)

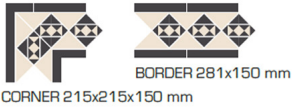


MUNICH 2



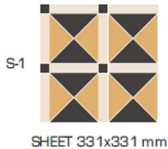

SHEET 300x300 mm

96x96
2TR 64x64
TR1/2 DOT 25x25
TR1/4 DOT 20x20
JOINT 4,0 (mm)



BORDER 281x150 mm
CORNER 215x215x150 mm

ST. SEPULCHRE





SHEET 331x331 mm

S-1
S-2
4TR 93x93
5STP 21x137
TR1/4 DOT 20x20
JOINT 4,0 (mm)



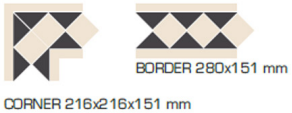
BORDER 430x69 mm
CORNER 81x112x69 mm

CUBIC





SHEET 421x142 mm

96x96
2TR 64x64
JOINT 4,0 (mm)



BORDER 280x151 mm
CORNER 216x216x151 mm

ESTORIL GREEN




SHEET 301x301 mm

LOZENGE 96x44x52
DOT 29x29 (3D)
TR1/2 DOT 25x25
JOINT 4,0 (mm)



BORDER 413x53 mm
CORNER 107x107x53 mm
* Strips are supplied loose

BELFAST



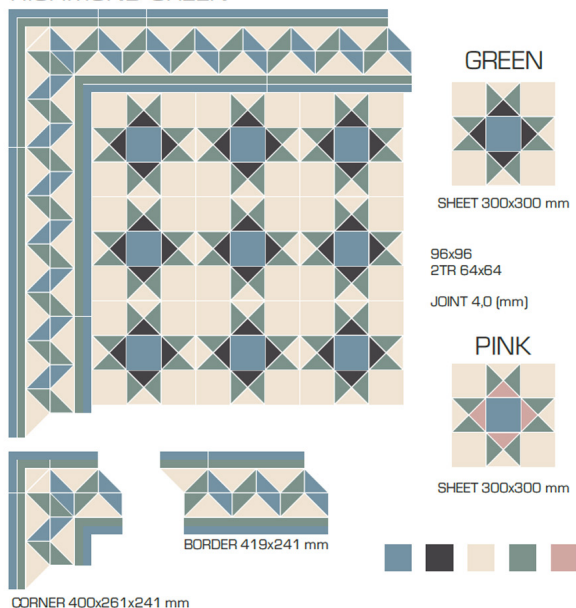
SHEET 294x294 mm

OCT 96x96
LOZENGE 96x44x52
DOT 29x29 (3D)
JOINT 4,0 (mm)

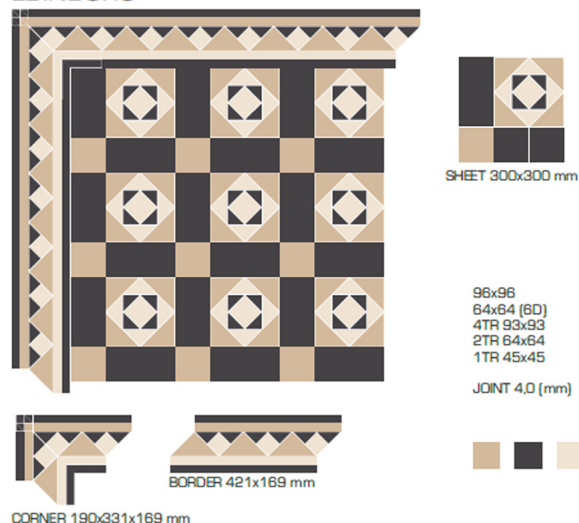


BORDER 422x147 mm
CORNER 166x166x147 mm

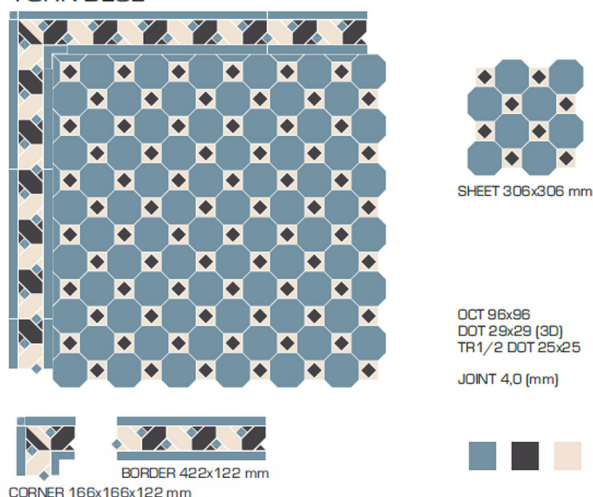
RICHMOND GREEN



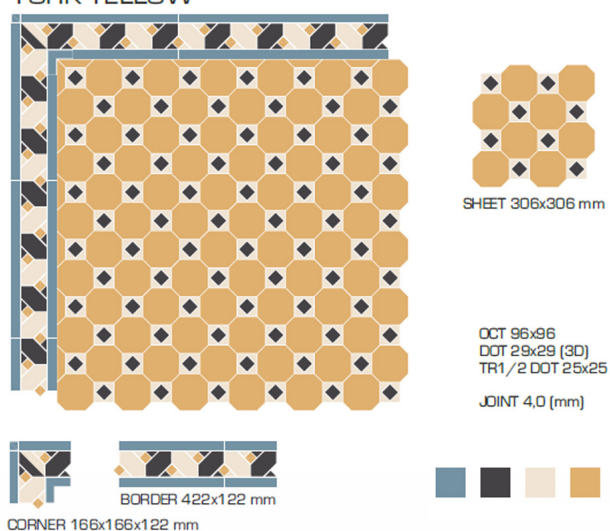
EDINBURG



YORK BLUE



YORK YELLOW



If you are an architect, designer or specifier working on a project, please contact us to request your free samples or **order samples via our website.**

Call:
[01782 281617](tel:01782281617)

Email:
sales@hesmith.co.uk

Web:
www.hesmith.co.uk



H&E SMITH

www.hesmith.co.uk