



H&E SMITH

WESTMINSTER
PORCELAIN

17
COLOURS

1
FINISH

3
SIZES




A series of fine porcelain geometric floor tiles supplied on glass fibre mesh backing in 300x300mm panels. Thus ensuring precise uniform joints of 4mm and a perfect alignment. This product is ideal for high traffic areas such as commercial kitchens, restaurants, shopping malls and bars.

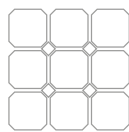
COLOURS



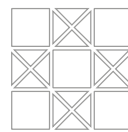
PATTERNS



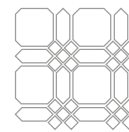
Chequers



Octagon



Richmond



Guilford



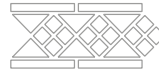
BORDERS



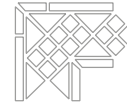
Henley Corner



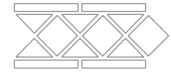
Henley Border



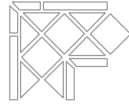
Lisbon Border



Lisbon Corner

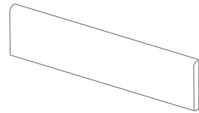


Strand Border



Strand Corner

FITTINGS



Cove Base



External Angle



Internal Angle

| SIZE (MM) | TYPE | FINISHES | THICKNESS (MM) | FLOOR TILE |
|-----------|---|----------|----------------|------------|
| 96 x 96 | Field Tile on 300 x 300mm mesh panel | Matt | 8 | ✓ |
| 146 x 146 | Loose Tiles | Matt | 8 | ✓ |
| 296 x 296 | Special Request Only | Matt | 20 | ✓ |

Samples should be requested as print colours may vary from original

